




Free Span Corridor Systems

ARMSTRONG MESH Clip-In, Hook-On, Lay-In

F-Clip Access, F-H 600, F-H 600 MT, F-L 601, F-L 601 MT



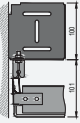




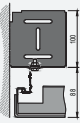

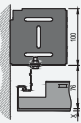






















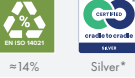









- **Armstrong MESH Free Span Corridor Systems** provide a versatile design solution for busy corridor applications.
- Flexible with easy and quick access to the ceiling void.
- MESH – visible side with 90° upturn on all four edges and welded stiffening profiles inside.
- MESH MT (MicroTack Technology) – flat visible side, without upturn, with welded stiffening profiles on all edges.
- MESH F-L 601 / MESH F-L 601 MT with various perimeter trim solutions for a clean aesthetic finish.
- Adjustable perimeter shadow gap detailing for MESH F-Clip / MESH F-H 600 / MESH F-H 600 MT.
- Fully configurable large size panels.
- Additional design options available as part of our **Vario Design** range.
- Ideal for open spaces and large rooms with flexible partitioning.



ARMSTRONG MESH Clip-In, Hook-On, Lay-In

F-Clip, F-H 600, F-H 600 MT, F-L 601, F-L 601 MT

Edge details		MESH F-Clip  					
System		Wall Bracket + Half DP12 A-Bar (optionally DP12 A-Bar)					
Dimensions (mm)		RB25 Panel length: 597 - 2500 RB35 Panel width: 247 - 700 RB55 Max size (m ²): 1.75					
Edge details		MESH F-H 600  	MESH F-H 600 MT  	MESH F-L 601  	MESH F-L 601 MT  	X = Mesh thickness	
System		Wall Bracket + J-Bar	Wall Bracket + J-Bar	Perimeter Trim	Perimeter Trim		
Dimensions (mm)		KD100 Panel length: 597 - 1500 Panel width: 247 - 500 Max size (m ²): 1.75		RB25 Panel length: 597 - 2500 RB35 Panel width: 247 - 700 RB55 Max size (m ²): 1.75			
Material & patterns		Galvanised steel KD100 / RB25 = 1.0mm (KD100 not available for MT version and F-Clip) RB35 / RB55 = 1.5mm					
		 KD100 Q6 x 4.5 - 1.2 x 1 Open area: 35%	 RB25 R16 x 8 - 2 x 1 Open area: 50%	 RB35 R28 x 10 - 2 x 1.5 Open area: 58%	 RB55 R43 x 13 - 2.5 x 1.5 Open area: 62%		
Colours		 RAL 9010 vd Other colours  RAL 9005  RAL 9006  RAL 9007					
Weight		KD100 8.2 - 15.0 kg/m ²	RB25 6.9 - 14.8 kg/m ²	RB35 7.8 - 16.0 kg/m ²	RB55 7.3 - 15.3 kg/m ²		
Fire reaction		Euroclass A2-s1, d0 as per EN 13501-1			RUS KM1 (G1, V1, D1, T1) as per 123-FZ	Values applicable for RAL 9010 solutions only.	
Humidity resistance		95% RH					
Indoor air quality		 A+					
Cleanability							
Sustainability		 ≈14%  Silver*					*Value applicable for RAL 9010 solutions only.
Design options		 Dimensions  Colours  Patterns  Cut-Outs		MESH F-H 600 MESH F-H 600 MT MESH F-L 601 MESH F-L 601 MT  Shapes	MESH F-Clip  Secure Function		

[Previous page] MESH F-L 601, RB35, RAL 9005 (Hines Polska, Warsaw, Poland, © Szymon Polański)

vd Options with this icon are available from our **Vario Design** range. Some combinations of colours and/or perforations are not available for every product. Products may vary from country to country. Please contact your local sales representative. For further information and legal notice, please visit our website. knaufceilingsolutions.com